

Planar Power Inductors –

EC1250X Series

INTER OUTSTANDING ELECTRONICS



- Inductance Range: 3.3 to 47 μ H
- Isat: Up to 40A
- Ambient Temperature: -40°C to +85°C with (40°C rise) Irms current
- Max. part temperature: +125°C (ambient + temp rise). Derating.
- RoHS compliant
- Can be customized under customer's request

Models:

Part number	Inductance $\pm 10\%$ (μ H)	DCR (m Ω)max	SRF typ(MHz)	Isat (A)			Irms (A)	
				10% drop	20% drop	30% drop	20°C rise	40°C rise
EC12506-R33M	0.33	0.85	200	36	41	43	13	16.9
EC12506-R65M	0.65	0.85	160	23	27	28	13	16.9
EC12506-1R0M	1.0	2.6	75	32	33	33.5	9.5	13.0
EC12506-1R8M	1.8	2.6	50	17	19	20	9.5	13.0
EC12506-2R7M	2.7	2.6	42	12	13	14	9.5	13.0
EC12506-4R0M	4.0	6.05	34	11	12	13	7.1	9.4
EC12506-4R7M	4.7	6.05	32	9.8	11	12	7.1	9.4
EC12506-6R0M	6.0	6.05	28	8.0	9.0	9.5	7.1	9.4
EC12506-8R0M	8.0	10.81	26	7.5	8.5	9.0	5.5	7.6
EC12506-100M	10.0	10.81	24	6.2	7.0	7.5	4.4	7.2
EC12509-100M	10	15.0	26.9	11.32	12.56	13.16	6.4	9.2
EC12509-150M	15	15.0	24.3	7.20	8.04	8.60	6.4	9.2
EC12509-220M	22	21.0	20.3	6.08	6.80	7.36	5.7	7.7
EC12509-330M	33	21.0	15.7	3.80	4.40	4.76	5.7	7.7
EC12509-470M	47	21.0	13.2	2.60	3.00	3.20	5.7	7.7

Remark:

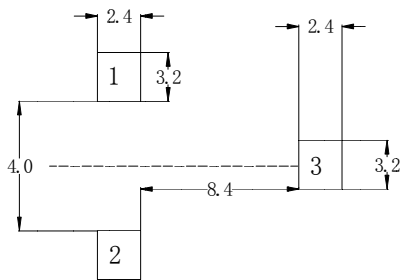
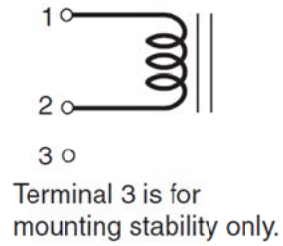
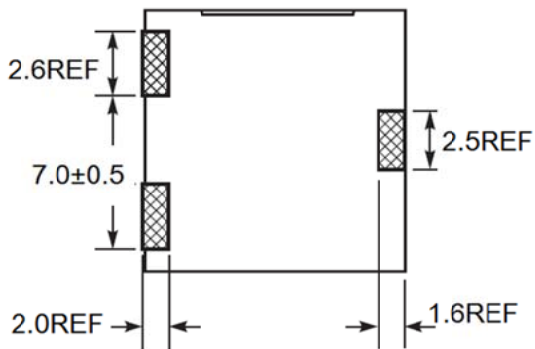
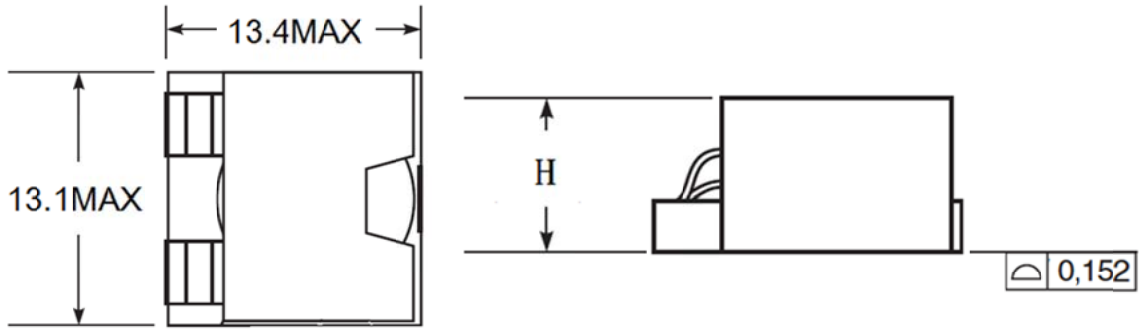
- Inductance measured at 100 kHz, 0.1 Vrms, 0 Adc on an Agilent/HP 4284A LCR meter or Equivalent
- SRF measured using an Agilent/HP 4395A network analyzer and an Agilent/HP 16092A test fixture
- DC current at 25°C that causes the specified inductance drop from its value without current.
- Current that causes the specified temperature rise from 25°C ambient. This information is for reference only and does not represent absolute maximum ratings.

Planar Power Inductors –

EC1250X Series

INTER OUTSTANDING ELECTRONICS

Mechanical Details:



Recommended Land Pattern

Part Number	H Dimension
EC12506-xxx	6.0mm Max.
EC12509-xxx	9.0mm Max.